

 rehomat

AKVO ITO

BATH DECKCHAIR



USER MANUAL

⚠ ATTENTION

Manufacturer takes responsibility for proper usage of the device only when the product was purchased from qualified REH4MAT Ltd. employee or at specialized medical store!

REH4MAT Ltd. reserve the right to introduce technical and trading changes in the content of the instruction without warning.

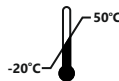


Product marked with the CE sign is Class I medical device, of rule 1, consistent with the requirements of Regulation (EU) 2017/745 of the European Parliament and of the Council of 5 April 2017 on medical devices.




REH4MAT Ltd. introduced quality management system ISO 13485 regarding production, sales and service.

The system is certified by Det Norske Veritas.



Contents

Introduction.....	4
1. The purpose of user manual.....	5
2. Indications and contraindications for use.....	5
3. General characteristic of the product.....	6
4. Size table.....	7
5. How to use the product.....	8
5.1 Upholstery.....	10
5.2 Adjustable parts of the product.....	12
5.3 Head support.....	13
5.4 Trunk support.....	13
5.5 Leg support.....	14
6. The use of the product.....	16
7. Safety rules.....	17
8. Maintenance and cleaning.....	18
9. Labelling.....	21



Introduction

Bath chair AKVOLITO™ is simple and innovative solution that is helpful while taking care of disabled people.

Bath chair AKVOLITO™ consists of solid frame that is made of aluminium and, moreover, it protects from adverse effects of water. Furthermore, frame is equipped with foam covers that protect bathtub or kids bath tub from scratching. Unique construction of frame makes it possible to adjust the tilt angle of four areas namely footrest, seat, backrest and headrest. Moreover, seat can be adjusted at any height.

It is highly beneficial due to the fact that product is correctly adjusted to user's needs which is very helpful while e.g. washing little user's hair. Concerning upholstery, it is made of impermeable net.

As far as bath deckchair AKVOLITO™ is concerned, its upholstery and frame are available in different colours – it depends on its size.

ATTENTION

Before using the product, user is obliged to familiarize himself/herself with user manual. Remember that complying with guideline is highly important. It assures safety and extends durability as well as aesthetics of the device.

1. The purpose of user manual

ATTENTION

Before using the product, user is obliged to familiarize himself/herself with user manual.

This manual contains information necessary for correct use of AKVOLITO™ bath deckchair for children, preparation of the device before the use, maintenance and cleaning as well as the guarantee conditions.

Manual should be kept in an easy accessible place. The manual is addressed to the parents, doctors and physicaltherapistis who take direct care of handicap children.

Please, remember that following the rules of the manual enables safe use of the product, its extended life and esthetics.

2. Indications and contraindications for use

Intended purpose of the product with a defined target group:

Disabled people (children / adolescents) with cerebral palsy, muscular dystrophy, spina bifida, spinal cord injuries and neurological deficits.

Indications for use:

- cerebral palsy (CP),
- muscular dystrophy,
- spina bifida,
- other neurological diseases with movement deficits in the form of paralysis and paresis of the limbs and/or trunk.

Contraindications for use:

- incorrect positioning of the person with the use of bathing products may lead to deformation of the joints, and long-term keeping of the person in one position significantly increases the risk of pressure ulcers,
- pay special attention to the maximum weight of the user - values available in the size table on page 7 of the user manual.

3. General characteristic of the product



Upholstery not absorbing the water

- it is made of waterproof polyamide netting,
- it is possible to adjust the pressure of the cloth.

Adjustable frame

- solid frame made of aluminium,
- frame protected by durable powder coating,
- it is equipped with foam covers that protect the surface of bathtub against scratches,
- wide range of adjustments concerning chair thanks to solid regulators,
- the colour of frame is the same as the color of upholstery.



Head support

- head stabilizing function,
- it is possible to adjust the width of pelottes' distance.

Trunk support

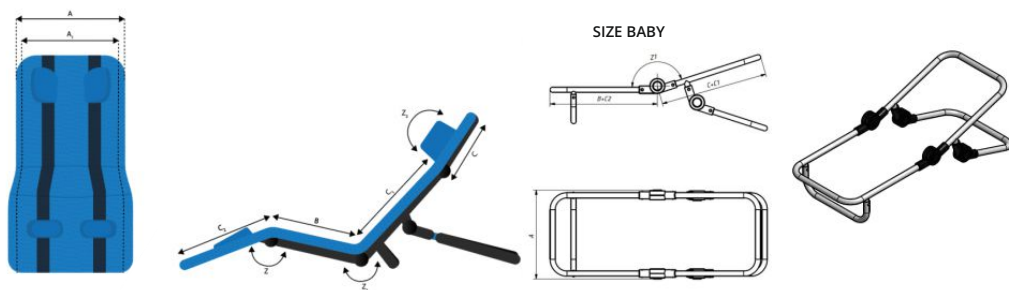
- trunk support function,
- it is possible to mount support at any height of backrest or seat
- it is fastened with the aid of velcro tapes.



Leg support

- leg support function,
- it is possible to mount support at any height of footrest,
- it is fastened with the aid of velcro tapes.

4. Size table



Symbol	Measurement	Unit	Baby	Size					
				0	1	2 mini	2	3	4
A	product width	[cm]	35	35	40	35	40	45	50
A1	usable width	[cm]	26	26	31	26	31	36	41
B	seat depth	[cm]	-	22	25	28	28	33	35
C	headrest height	[cm]	-	19	22	26	26	30	33
C1	backrest height	[cm]	-	28	33	37	37	43	50
C2	lower leg length	[cm]	-	24	28	31	31	36	41
B+C2	seat depth with lower leg length	[cm]	41	46	53	59	59	69	76
C+C1	backrest height with headrest height	[cm]	41	47	55	63	63	73	83
Z	footrest angle (relatively to the seat)	[°]	-	90 - 180	90 - 180	90 - 180	90 - 180	90 - 180	90 - 180
Z1	backrest tilt angle (relatively to the seat)	[°]	90 - 180	90 - 180	90 - 180	90 - 180	90 - 180	90 - 180	90 - 180
Z2	headrest angle (relatively to the backrest)	[°]	-	144 - 234	144 - 234	144 - 234	144 - 234	144 - 234	144 - 234
	max. user weight**	[kg]	25	30	50	50	60	70	80
W	indicative user height*	[cm]	55 - 75	< 80	< 90	< 105	< 105	< 120	< 160

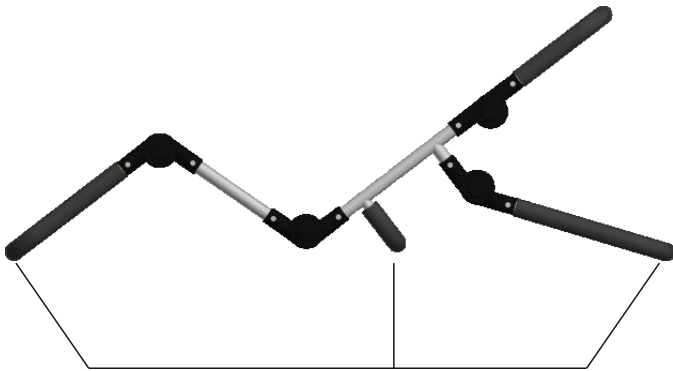
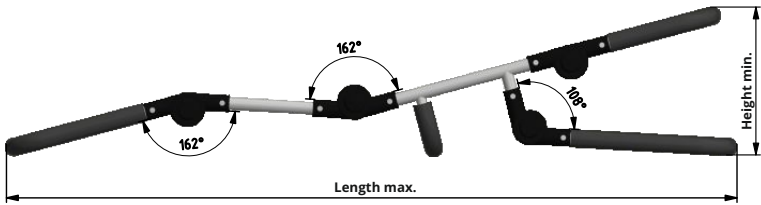
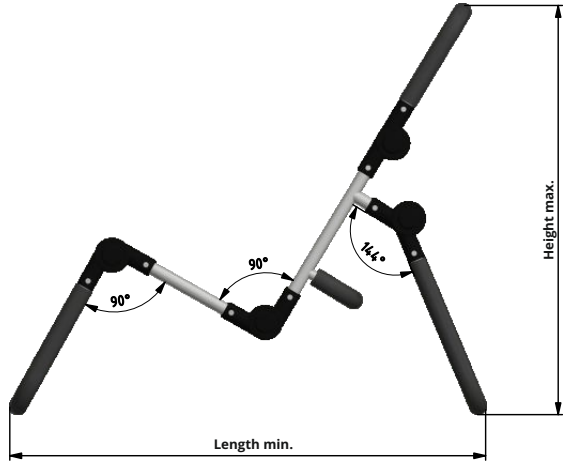
ATTENTION: Measurement tolerance range is +/- 1 cm / 1/2 in.

* This measurement cannot be the main parameter while choosing the product size.

** The bath chair must be placed on three support points with the ground. If the bath chair is resting on only two of the outermost support points, the maximum weight allowed is 70% of the maximum weight (not applicable to the "Baby" size).

Measurement	Unit	Baby	0	1	2 mini	2	3	4
width	[cm]	35	35	40	35	40	45	50
width after folding	[cm]	35	35	40	35	40	45	50
length	[cm]	74 - 82	68 - 97	76 - 113	87 - 124	87 - 124	97 - 145	107 - 164
length after folding	[cm]	41	50	60	67	67	76	86
height	[cm]	18 - 51	24 - 57	24 - 63	26 - 68	26 - 68	27 - 75	27 - 81
height after folding	[cm]	30	23	23	23	23	23	23
weight	[kg]	2,2	3	3,5	3,4	3,8	4,4	5

4. Size table



THREE SUPPORT POINTS

5. How to use the product

ATTENTION

Segments of the AKVOLITO™ are adjustable on both sides by joints secured by a clip.

When adjusting, special care must be taken to ensure that no parts of the user's body get between the adjusting parts. This can result in skin cuts and breaks.

Before using the product, make sure that the safety clips are locked and that there are no upholstery parts or equipment attachment straps between the adjusters that could affect their proper operation.

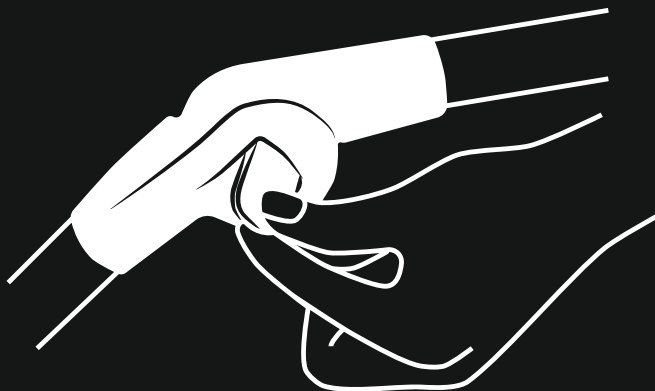
When adjusting the segments, remember that this is done on both sides of the product, and their positioning should be symmetrical.

Do not adjust the product while the user is on it. Such action may damage the adjusters and, as a consequence, cause injury to the user.



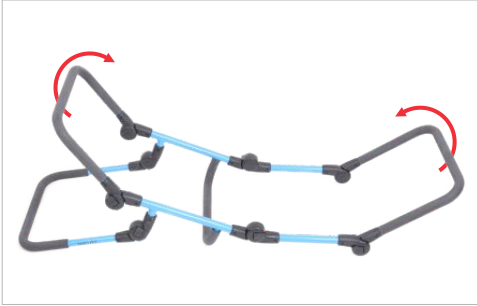
**PRZED ROZPOCZĘCIEM UŻYTKOWANIA UPEWNIJ SIĘ,
ŻE KLIPS ZABEZPIEZAJĄCY PRZEGUB JEST ZABLOKOWANY.**

BEFORE USE, MAKE SURE THAT THE SAFETY CLIP IS LOCKED.



5. How to use the product

5.1 Upholstery



5. How to use the product

5.1 Upholstery

ATTENTION

Please keep in mind that the straps should cover the seat frame.

Make sure that the upholstery is properly tightened - the user must not sink into the product.

Thevelcro straps should be kept clean. Dirt can cause a weakening of the tack force, resulting in too little tension on the product's upholstery.



INFORMATION

Once the upholstery is complete, adjust the product to its usable position, remembering to secure the joint clips.



5. How to use the product

5.2 Adjustable parts of the product



5. How to use the product

5.3 Head support



INFORMATION

The width between the head support can be adjusted according to the user's needs.

5.4 Trunk support



5. How to use the product

5.4 Trunk support



INFORMATION

When mounting the trunk support, make sure that it passes through each of the two through-holes at the desired position.

5.5 Leg support



5. How to use the product

5.5 Leg support



6. The use of the product

ATTENTION

Bath deckchair AKVOLITO™ has to be used with compliance to guidelines included in this user manual. Remember to use the product only with someone who is trained and knowledgeable.

Do not forget to prepare both product as well as user before using the product.

Please follow steps below before the use of the product:

- unfold the product,
- place the product on even surface, without slopes,
- make sure that there is no involuntary change in the segments of the product under the influence of the applied force, and all regulators are secured with clips,
- make sure that all parts are serviceable, correctly mounted and stable,
- adjust the product with equipment to the user's measurements,
- unfasten trunk and leg support,
- place the user in the product and secure him/her by set of the belts.

ATTENTION

Our device works correctly only when the product is adjusted according to user's measurements.

The main rule in adjusting the product is to provide the user with the maximum sense of safety. It is forbidden to force user to keep specific position because he/she will feel uncomfortable and it may lead to wrong posture.

Do not adjust the product while the user is on it. Such action may damage the regulators and result in injury to the user.

Do not fully immerse the product.

When using the product in the bathtub, keep the drain open so that water does not accumulate. This poses a risk to the user and to the proper functioning of the product.

Before using the product, make sure that all belts and fasteners are properly adjusted and fastened.

7. Safety rules

It is highly important to consult either doctor or physiotherapist in order to make right decision concerning the choice of bath deckchair and its size.

It is essential to familiarize with the guidelines described in instruction manual before using the device.

1. Before using the product, it is essential to make sure that:
 - make sure that there are no damages or different faults which could endanger user's life,
 - make sure that all parts are operating correctly and are properly mounted, moreover, make sure that there are no cracks as well as deformities,
 - make sure that all screws, nuts and other threaded, glued and sewn parts are firmly tightened,
 - make sure that regulators are operating correctly,
 - always use stabilizing belts, velcro tapes from these belts has to overlap min. 8cm.,
 - adjust the product to user's measurements as well as needs,
 - secure the user with the aid of standard equipment and accessories (if any). It is necessary due to the fact that it protects the user against falling out of the device.
2. It is forbidden to use deckchair for different purposes than it is intended to.
3. It is forbidden to use deckchair if it is destroyed or any part is missing.
4. It is forbidden to leave the user in the product without the care and supervision of an adult.
5. It is forbidden to use the product without knowledgeable person or medical staff.
6. It is necessary to fold and secure product during transportation in order to avoid any possible damages. Manufacturer doesn't take responsibility for damages which appeared due to improper preparation of the product during transportation.
7. It is forbidden to place the product close to fire or high temperatures.
8. Before using the product, remove all paper and plastic packaging. The packaging is not a toy. Keep away from children and animals.

ATTENTION

Incorrect product adjustment can lead to such side effects as fainting, body deformities, joint overload, etc. If the abovementioned symptoms occur, stop using the product immediately, take the user out of the product and lay them down. If the undesirable symptoms persist, contact a physician immediately. If the symptoms have disappeared, inform the attending physician about this fact in order to make a decision about the further rehabilitation process.

7. Safety rules

ATTENTION

Serious incidents involving this device should be reported both to manufacturer and to the competent authority in your country.

Do not make adjustments when the product is wet.

Do not make adjustments while there is a user on the product, as doing so may damage the regulators.

Do not fully immerse the product.

When using the product in the bathtub, keep the drain open so that water does not accumulate. This poses a risk to the user and to the proper functioning of the product.

Under no circumstances should an unqualified person repair or alter the product and its construction, as the health and safety of the user depend on it as well as it will lead to the loss of warranty.

This device can be only used inside the buildings.

The weight of user should not be bigger than maximal weight described on page 7 where you will find information regarding this issue.

AKVOLITO™ bath deckchair should be used in compliance with guidelines described in instruction manual.

8. Maintenance and cleaning

AKVOLITO™ bath deckchair should be kept clean and used in compliance with the manufacturer's recommendations. The product should be kept in clean and ventilated room. Regular cleaning and maintenance of bath chair seat are indispensable to maintain its correct functionality as well as safety.

It is highly advisable to remember about proper maintenance in order to extend product's aesthetics. So as to do that, it is essential to comply with these guidelines:

- it is possible to disassemble upholstery and clean it with the aid of washing machine, maximum temperature is 60°C,
- it is forbidden to clean upholstery by means of solvents and caustic chemicals,
- in case of disinfection of upholstery, use products which are intended for it,
- do not chlorinate,
- do not iron,
- dry far from sources of fire and high temperatures.

8. Maintenance and cleaning

TECHNICAL INSPECTION

Technical inspections should be performed regularly. Before servicing, the product should be thoroughly cleaned to reveal any hidden damage.

FREQUENCY	WHAT SHOULD BE CHECKED?	WHAT SHOULD BE DONE	REMARKS
BEFORE EACH USE			
General condition of the product. Check:			
<ul style="list-style-type: none"> the entire product for any visible damage, cracks or mechanical defects, if the product complete, if all bolts, screws, knobs, nuts and other elements of the construction are complete and tightened. 			
Fastening of the construction elements. Check all the mechanisms of the product and its moving parts. Check in particular:			
<ul style="list-style-type: none"> if the elements securing the user are properly mounted and if they work well, if all the moving parts are complete, work properly, do not jam, if the adjustment mechanisms work properly. 			
Upholstery elements. Check:			
<ul style="list-style-type: none"> if there is any damage, tears, rips, loose seams or deformations on the upholstery elements, if the stabilizing straps, vests or safety belts are not frayed or twisted and if the buckles work properly, if the stabilizing straps, vests or safety belts work correctly and do not unfasten under pressure or when pulled. if the velcro straps are not dirty. 			
In case of any damage or defects, discontinue the use of the product and contact your Supplier/Distributor or the Manufacturer.			
If the velcro straps are dirty, clean them thoroughly.			
ONCE A WEEK			
Product cleaning.			
If the frame and upholstery get dirty during everyday use, wipe them with a damp cloth without detergents. Remove dirt from the moving parts of the product.			
The product should be cleaned when necessary, but at least once a week. Do not use any chlorine based cleaners or methylated spirit.			
ONCE A MONTH			
Product construction connectors. Check:			
<ul style="list-style-type: none"> the condition of the product frame in the places of joining. 			
In case of any damage or defects, discontinue the use of the product and contact your Supplier/Distributor or the Manufacturer.			
ONCE EVERY 6 MONTHS			
Construction moving parts. Check:			
<ul style="list-style-type: none"> if the moving parts of the construction have not been damaged. 			
Product labelling. Check:			
<ul style="list-style-type: none"> if the marking and labels are readable. 			
In case of any damage or defects, discontinue the use of the product and contact your Supplier/Distributor or the Manufacturer.			

8. Maintenance and cleaning

ATTENTION


Manufacturer takes no responsibility for damages caused by use of wrong clearing agent.

Manufacturer takes responsibility only for latent defect or damages which appeared despite the fact that user complied with the guidelines.


If any damages appear, it is necessary to contact authorised salesman who sold you the product.




9. Labelling

 Declaration that the product meets the essential requirements

 Catalog number


 Serial number


 Please read the manual instructions before use

 Attention!


 Manufacturer


 Production date

 The product does not contain latex


 Store in a dry place


 Medical device


 Dry vertically


 Do not chlorinate

 Do not iron

 Do not dry clean

 Do not bleach

 Careful! Delicate content

 Protect from sunlight

 Storage temperature limitation

 Relative humidity storage limitation



REH4MAT Ltd.

ul. Zenitowa 5A, 35-301 Rzeszów
POLAND

Mailing address:

ul. Truskawkowa 17, Widna Góra, 37-500 Jarosław, POLSKA
tel. +48 (016) 621 42 20
tel. +48 (016) 621 41 35
fax.: +48 (016) 621 42 13
e-mail: biuro@reh4mat.com
www.reh4mat.com
BDO: 000618865

Date of issue: 13.04.2015

The last update: 22.11.2024